

COMMUNITY DATA & INFORMATION SHARING

DCHC | FEB 2023



HOW WE GOT ONTO THIS TOPIC

Council Roster



Meetings & Minutes



Rural Health Scholars Projects



Community Health Landscape



Idea for functioning website



Useful community data

Collecting data assets

WHY GO THROUGH THE EFFORT?



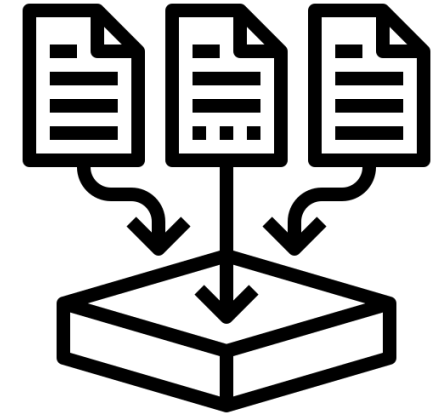
**Grant / Funding
Applications**



**Reporting &
Quality
Improvement**

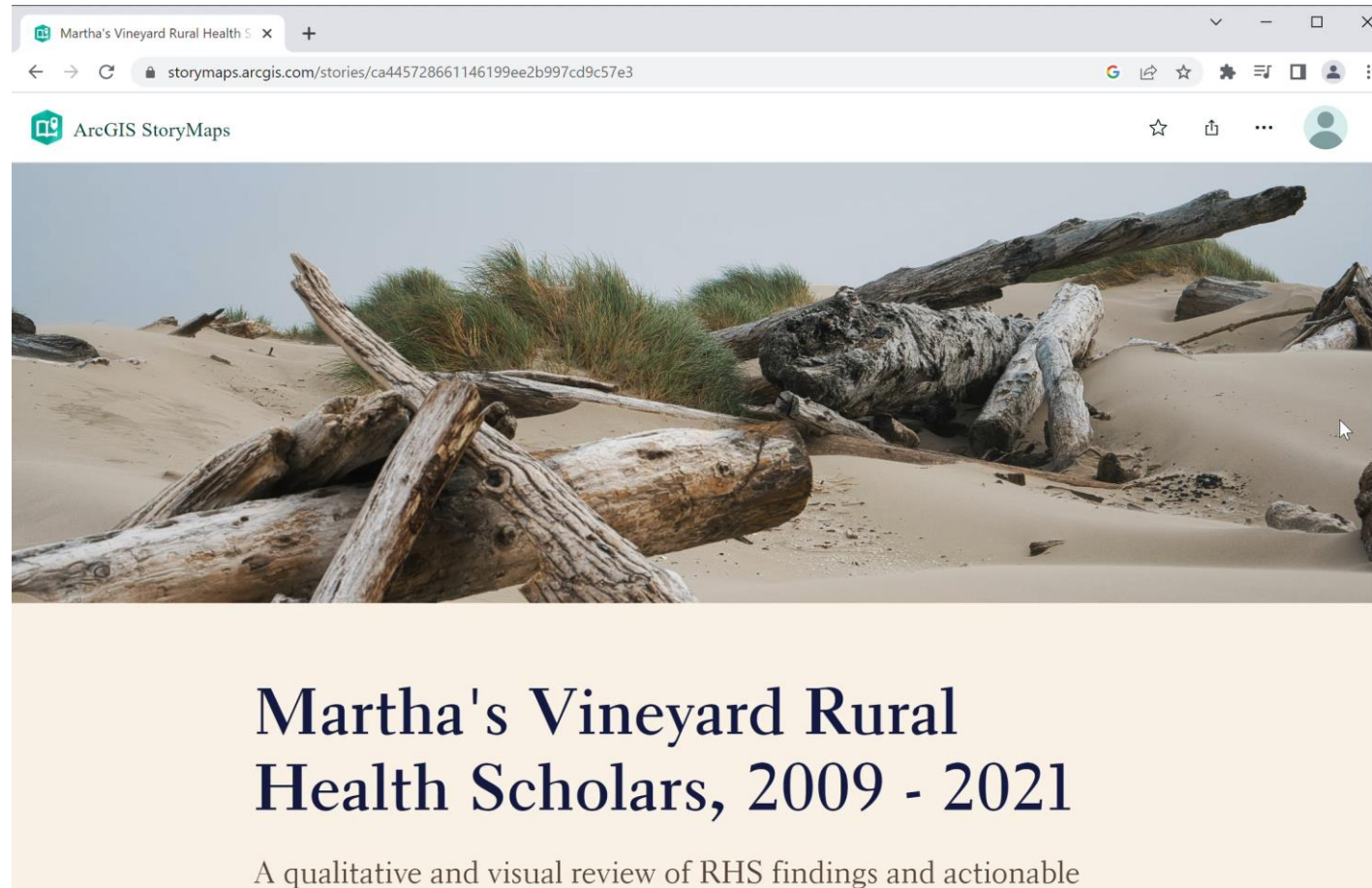


**Finding
Commonalities
& Discrepancies**



**Formulating
Shared Metrics**

PLUS, WE'VE ALREADY HAD SUCCESS



The screenshot shows a web browser window displaying an ArcGIS StoryMaps page. The browser's address bar shows the URL storymaps.arcgis.com/stories/ca445728661146199ee2b997cd9c57e3. The page header includes the ArcGIS StoryMaps logo and navigation icons. The main content area features a large photograph of a sandy beach with several pieces of weathered driftwood and some green grasses in the background. Below the image, the title "Martha's Vineyard Rural Health Scholars, 2009 - 2021" is displayed in a large, dark serif font. Underneath the title, a subtitle reads "A qualitative and visual review of RHS findings and actionable".

Martha's Vineyard Rural Health Scholars, 2009 - 2021

A qualitative and visual review of RHS findings and actionable



WHAT IS A DATA ASSET?

LET'S EXPLORE



WHAT CAN ORGANIZATIONS CONTRIBUTE (DATA ASSETS)

A data asset could be...

A **QUANTITATIVE** annual report, community health assessment, dataset, monthly/quarterly report

400 (28%)
of patients
have
Hypertension

200 Patients
Received
Treatment for
Lyme Disease
in 2022

Of the 300 patients
with diabetes, 150
attended a diabetes
appointment with
their PCP in 2022

DATA ASSETS CONTINUED

A data asset could also be...

A **QUALITATIVE** annual report, community health assessment, interview, monthly/quarterly report, feedback from patients, staff, or organization partners

“Affordable year-round housing has been the biggest obstacle to retain and attract new hospital staff.” - MVH leadership

“I would be able to attend more appointments if there were more reliable public transportation options.” - IHC patient



ROADMAP & THINGS TO CONSIDER

- Who holds what data / information?
- How to submit the data
- Where to keep submitted data

- How to analyze submitted data (*SAPHE Inter-Island Public Health)
- If necessary, how to re-package the data for readability/usability
- How to share the data (ex. among the council only, publically)



FIRST STEPS

- Charge to Council members: Self reflection about the data your organization ALREADY collects
- **Suggestion:** Each member organization participate in a key informant interview (10 min)
- **Suggestion:** D&I Committee to figure out a proper place to house this information by mid-Spring
- Island-Integrated Population Health Specialist to serve as the Data Steward
 - A collection of tasks that is already a part of their day-to-day scope of work